

13th INTERNATIONAL CONFERENCE



© Steffen Eichner | Fotolia.com | 48210966

ADVANCES IN PNEUMOLOGY

November 3–4, 2017
Dresden | Germany

www.pneumology.pl

PROGRAM

3-facher Aufwind für COPD-Patienten*!

Ab 01.11.17
GKV-erstattungsfähig**

NEU – Trimbow®:

Die erste extrafeine 3-fach-Fixkombination



* Trimbow® ist zugelassen zur Erhaltungstherapie bei erwachsenen Patienten mit moderater bis schwerer chronisch obstruktiver Lungenerkrankung (COPD), die mit einer Kombination aus einem inhalativen Kortikosteroid und einem lang wirksamen Beta-2-Agonisten nicht ausreichend eingestellt sind.

** Für PKV-Patienten ab sofort erstattungsfähig.

Trimbow® 87 Mikrogramm/5 Mikrogramm/9 Mikrogramm Druckgasinhalation, Lösung.

Zus.: Jede abgegebene Dosis (die das Mundstück verlässt) enthält 87 Mikrogramm Beclometasondipropionat (Ph.Eur.), 5 Mikrogramm Formoterolfumarat-Dihydrat (Ph.Eur.) u. 9 Mikrogramm Glycopyrronium (als 11 Mikrogramm Glycopyrroniumbromid (Ph.Eur.)). Jede abgemessene Dosis (die das Ventil verlässt) enthält 100 Mikrogramm Beclometasondipropionat (Ph.Eur.), 6 Mikrogramm Formoterolfumarat-Dihydrat (Ph.Eur.) u. 10 Mikrogramm Glycopyrronium (als 12,5 Mikrogramm Glycopyrroniumbromid (Ph.Eur.)). **Sonst. Bestandteile:** Ethanol, Salzsäure, Norfluran (Treibmittel). **Anw.:** Zur Erhaltungstherapie bei erwachsenen Patienten mit moderater bis schwerer chronisch obstruktiver Lungenerkrankung (COPD), die mit einer Kombination aus einem inhalativen Kortikosteroid und einem langwirksamen Beta-2-Agonisten nicht ausreichend eingestellt sind. **Gegenanz.:** Überempfindlichkeit gegen die Wirkstoffe oder einen der Bestandteile. **Nebenw.:** Risiko eines paradoxen Bronchospasmus. Allergische Reaktionen wie Hautallergien, Quaddeln, Hautjucken, Hautausschlag, Hautrötungen, Schwellung der Haut od. Schleimhäute, insbes. Augen-, Gesichts-, Lippen- u. Rachenbereich. Akutes Auftreten eines Engwinkelglaukoms mit Anzeichen wie Augenschmerzen od. -beswerden, vorübergehend verschwommene Sicht, Sehen von Lichtkreisen od. farbigen Bildern in Verbindung mit geröteten Augen. Lungenentzündung mit Symptomen wie Fieber od. Schüttelfrost, vermehrte Bildung von Schleim, Farbänderung des Schleims, stärkerem Husten od. verstärkten Atembeschwerden. Rauer Hals, juckende, laufende od. verstopfte Nase u. Niesen, Pilzinfektionen (Mund, Hals, Ösophagus, vaginal, im Brustraum), Heiserkeit, Kopfschmerzen, Harnwegsinfektion. Grippe, Entzündung der Nasennebenhöhlen, Ruhelosigkeit, Zittern, Schwindel, gestörter oder verminderter Geschmacksinn, Taubheitsgefühl, Ohrentzündung, unregelmäßiger Herzschlag, Veränderungen im EKG, ungewöhnlich schneller Herzschlag u. Herzrhythmusstörungen, Herzklopfen, Gesichtsrötung, erhöhte Durchblutung in bestimmten Körpergeweben, Husten u. Husten mit Auswurf, Rachenreizung, Nasenbluten, Mundtrockenheit, Durchfall, Schluckbeschwerden, Übelkeit, Magenverstimung, Magenbeschwerden nach einer Mahlzeit, brennendes Gefühl auf den Lippen, Zahnkaries, Hautausschlag, Quaddeln, Juckreiz, vermehrtes Schwitzen, Muskelkrämpfe u. -schmerzen, Schmerzen in den Armen od. Beinen, Schmerzen in Muskeln, Knochen od. Gelenken des Brustraums, Schmerzen beim Wasserlassen u. häufiges Wasserlassen, Schwierigkeiten u. Schmerzen beim Wasserlassen, Müdigkeit u. Schwäche, Abnahme einiger Blutwerte, z. B. Granulozyten, Kalium od. Cortisol, Anstieg einiger Blutwerte: Blutzucker, Kreatives Protein, Anzahl der Blutplättchen, Insulin, freie Fettsäuren od. Ketone. Verminderter Appetit, Schlafstörungen, starke Brustschmerzen, Gefühl eines ausgebliebenen Herzschlags, ungewöhnlich langsamer Herzschlag, Austreten von Blut aus einem Gefäß in das umgebende Gewebe, Anstieg od. Abfall des Blutdrucks, Schmerzen im hinteren Bereich von Mund u. Rachen, Nierenentzündung. Niedrige Anzahl an Blutplättchen, Atemnot od. Kurzatmigkeit, Anschwellen von Händen u. Füßen, Wachstumsverzögerung bei Kindern u. Jugendlichen. Bei langfristiger Anwendung hochdosierter inhalativer Kortikosteroide: Nebennierensuppression, Abnahme der Knochenmineraldichte (Ausdünnung der Knochen), Katarakt und, bei Kindern häufiger, Depression, Angstgefühl, Nervosität, Erregtheit od. Reizbarkeit. **Verschreibungspflichtig.** Chiesi GmbH, Hamburg. **Stand:** Juli 2017

 Chiesi

 Trimbow®

Organization and imprint.....	3
Conference organizers.....	4
List of sponsors.....	4
Welcome note of the conference chair.....	5
General information.....	6
Program overview.....	8
Scientific program	
Friday, November 3.....	10
Saturday, November 4.....	17
Social program.....	
Information for presenters.....	22
Author index.....	24

ORGANIZATION AND IMPRINT

Conference organization and industrial exhibition

Conventus Congressmanagement & Marketing GmbH

Doreen Kühle

Carl-Pulfrich-Straße 1 • 07745 Jena, Germany

Phone +49 3641 31 16-319

Fax +49 3641 31 16-243

doreen.kuehle@conventus.de

www.conventus.de

Design/layout

Layout krea.tif-studio UG (haftungsbeschränkt)

Print Junggebauer Medien GmbH

Circulation 150

Editorial deadline 18 October 2017

Conference host and chair

Prof. Dr. Monika Raulf
Institute for Prevention and Occupational Medicine
of the German Social Accident Insurance
Institute of the Ruhr-University Bochum
Bochum, Germany



Organizers and scientific committee

Prof. Dr. med. Mieczyslaw Pokorski
Biophilia
Warsaw, Poland

Prof. Dr. med. Kurt Rasche
HELIOS Klinikum Wuppertal
Bergisches Lungenzentrum
Wuppertal, Germany

LIST OF SPONSORS

We thank the following companies for their special support:

Silver sponsor

Löwenstein Medical Technology GmbH & Co. KG (Hamburg/DE)



Chiesi GmbH (Hamburg/DE)



Bronze sponsor

Astra Zeneca GmbH (Wedel/DE)



Sponsor

HAL Allergie GmbH (Düsseldorf/DE)



Deutsche Forschungsgemeinschaft (Berlin/DE)



State at printing



Dear Colleagues and friends,

It is a great honour for me to be the host of the 13th International Conference Advances in Pneumology in Dresden 2017.

Dresden is famous as a city of art and culture. After bad wartime destruction, Dresden has regained much of its original charm as a remarkable and attractive city. The historic centre of the city on the river Elbe is easy to be explored by foot – from the Zwinger and the Semper Opera House to the Royal Palace, on to the Frauenkirche and to Brühl's Terrace, and to the town houses in the inner new city. Additionally, Dresden is a young city with many students of different faculties and can be considered as one of the greenest cities in Europe.

In accordance to our tradition, the years' scientific program covers a broad spectrum of respiratory physiology and disorders. Excellent speakers with international reputation will give insights in current research developments and future tasks concerning prevention, diagnostic and therapy of respiratory diseases.

The success of our meeting depends on our dedicated and loyal participants, who join us for our conference each year. Also on behalf of Prof. Dr. Mieczyslaw Pokorski and Prof. Dr. Kurt Rasche, I would like to extend a warm welcome to all the new attendees who join us this year.

Welcome to Dresden, enjoy the scientific sessions and discussions with your colleagues and the beautiful city of Dresden,

Yours

A handwritten signature in black ink, appearing to read 'M. Raulf'.

Prof. Dr. Monika Raulf

GENERAL INFORMATION

Venue

DGUV Tagungshotel in Dresden
Königsbrücker Landstraße 2
01109 Dresden, Germany

Date

November 3–4, 2017

Conference website

www.pneumology.pl

Conference language

The lectures will be held in English.

Registration

It would be desirable to register online in the forerun of the conference. The registration desk will be open during the following times:

Opening times

Friday	08:00–17:30
Saturday	08:00–13:00

Please be prepared to present a proof of your advanced payment and, if applicable, a proof of your student status. Here you can also pick up your conference materials. On-site registration is also possible. **Please note, that only cash payment will be accepted. Registration fees are as follows:**

Medical student	fee is waived
Regular	150 EUR
Accompanying person	60 EUR
Late payment at the conference	180 EUR
>Welcome reception, November 2	included
Social evening, November 3	included



**Name badge**

Participants, accompanying persons and exhibitors are kindly requested to wear their name badge during all conference events. Admittance to the scientific sessions, exhibition, and social events will be refused if the required badge cannot be presented. Lost badges will be replaced at the registration desk upon presentation of a proof of registration and an identity card.

**Catering**

Free lunches will be offered to all delegates during lunchtime at designated desks. Tea and coffee will be available free of charge in the morning and in the afternoon coffee breaks.

**Industrial exhibition**

AIP 2017 will host a trade exhibition. For a listing of the exhibitors, please refer to the corresponding section in this program (page 4).

**Certificate of participation**

You can pick up your certificate of participation at the registration desk at the end of the conference.

**Technical information**

Please prepare your presentation as PDF, MS Office Power-Point2010, 2007 for Windows or key for Macintosh DVD in 4:3 aspect ratio.

A presentation notebook with a PDF reader and MS Office Power-Point2010, 2007 will be provided.

A notebook, presenter and laser pointer are available at the speaker podium in the lecture halls.

Please note: Certain encodings for video and audio files could lead to problems. Please contact our technician onsite.

Please prepare your presentation for the allotted amount of time.

**Public transport**

You can buy tickets for the public transport at the reception of the hotel.

PROGRAM OVERVIEW

Friday, November 3		
Room 1	Room 2	Room 4a-4b
09:00–09:15		
Opening remarks		
09:15–10:30	09:15–10:30	09:15–10:30
Asthma, hypersensitivity pneumonitis and cough I p. 10	Inflammation and clinical immunology I p. 10	Cardiorespiratory functions and psychosomatic aspects p. 11
Coffee break		
11:00–12:30	11:00–12:30	11:00–12:30
Respiratory infections I p. 11	Prevention of respiratory diseases p. 12	Pediatric respirology and hereditary disorders p. 13
Lunch		
13:30–15:00	13:30–15:00	13:30–15:00
Inflammation and clinical immunology II p. 13	Bronchitis and COPD I p. 14	Respiratory infections II p. 15
Coffee break		
15:30–17:00	15:30–17:00	15:30–17:15
Oncology of the chest, medical rehabilitation and smoking p. 15	Asthma, hypersensitivity pneumonitis and cough II p. 16	Respiratory infections III p. 16

19:00–00:00
Social evening p. 22

Saturday, November 4		
Room 1	Room 2	Room 4a-4b
09:15–10:30	09:15–10:30	09:15–10:15
Occupational respiratory diseases p. 17	Sleep-related breathing disorders p. 18	Bronchitis and COPD II p. 18
Coffee break		
11:00–12:00	11:00–12:15	11:00–12:15
Interstitial lung diseases and COPD p. 19	Lung function p. 19	Respiratory infections IV & Varia p. 20
12:15–12:30		
Closing remarks		
Farewell lunch		

*The clinical, public health and
political aspects of tobacco smoking*

The Tobacco Epidemic

2nd, revised and extended edition

Editors

R. Loddenkemper, Berlin
M. Kreuter, Heidelberg


Tobacco use continues to be the leading preventable cause of death worldwide. This new book provides a comprehensive update of the clinical, public health and political aspects of tobacco smoking. The editors have invited the international who's who in the field to create a unique book that is both highly scientific and easy to read.

This book is a must-read for anyone who treats patients with smoking-related diseases and for those engaged in tobacco control, and will also be of interest to journalists and legislators.

See the full table of contents, read free sample chapters and place your order on the book website:

www.karger.com/prrer

KARGER



The Tobacco Epidemic

2nd, revised and extended edition
(Progress in Respiratory Research, Vol. 42)

X + 276 p., 85 fig., 31 in color, 29 tab., 2015
ISBN 978-3-318-02656-6

List price: EUR 73.00 / CHF 78.00 /
USD 92.00

Prices subject to change, VAT not included.
EUR price for eurozone countries only

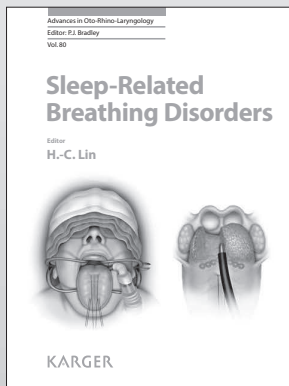


A multidisciplinary approach
by leading international experts

Sleep-Related Breathing Disorders

Editor: **Hsin-Ching Lin**

Many sleep-related breathing disorders (SRBD), especially obstructive sleep apnea, originate from upper airway abnormalities. The connection to cardio- and cerebrovascular comorbidities is significant and the impact on the general health of patients is noteworthy. In recent years, important advances have been made in the research, diagnosis, and treatment of SRBD due to a multidisciplinary approach. This volume incorporates contributions in which the efforts and expertise of more than thirty outstanding experts are shared. It provides a concise, practical, and comprehensive review of sleep medicine and will enable researchers and physicians to stay updated on the latest developments.



Advances in Oto-Rhino-Laryngology,
Vol. 80

Sleep-Related Breathing Disorders

Editor: **Lin, H.-C.** (Kaohsiung)

XII + 160 p., 45 fig., 19 in color, 14 tab., 2017

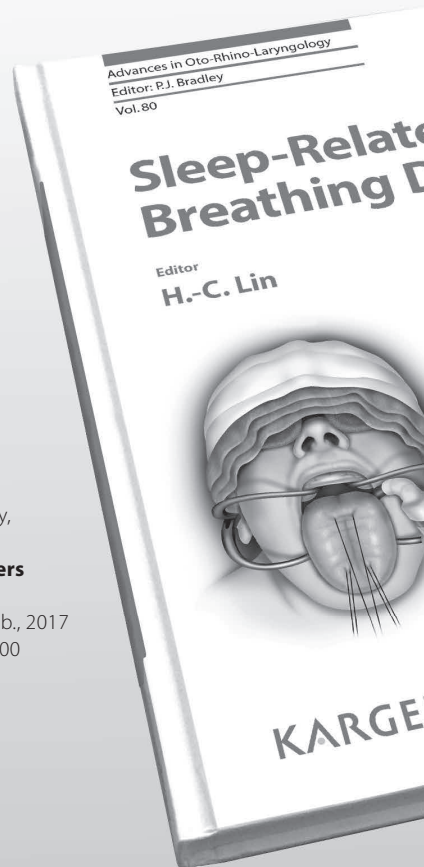
CHF 163.00 / EUR 152.00 / USD 192.00

ISBN 978-3-318-06064-5

e-ISBN 978-3-318-06065-2

For the full contents and easy
ordering please go to:

www.karger.com/adorl



KARGER

KI17440

Welcome reception

Date	Thursday, November 2
Time	19:00–21:00
Price per person	included




© 41761122 | CandyBox Images | Fotolia.com

On November 2 at 19:00 there will be a welcome reception at the Sportsbar in the Akademiehôtel. Enjoy the first meeting with your colleagues and other delegates in a relaxed atmosphere with light refreshments.

The welcome reception is included in the registration fee, but you are kindly asked to book separately through the registration website.

Social evening

Date	Friday, November 3
Time	19:00–24:00
Price per person	included
Address	Olbrichtplatz 2, 01099 Dresden



© Zeitlos

The social evening will take place at the “Zeitlos” on November 3 at 19:00.

The social evening is included in the registration fee, but you are kindly asked to book separately through the registration website.

To get to the restaurant you have different options. Most efficient would be using the tram.

Therefore you take a 3 minutes’ walk to the station “Infineon Nord” and take the tram No. 7 until the station “Stauffenbergallee” (duration approx. 10 minutes). After that it is a short 6 minutes’ walk to the restaurant. The tram leaves every 10 minutes.

You may also take the car. Please notice that parking slots in front of the restaurant are rare.

BreathCaring Simplicity. prisma VENT.



brilliant display



easy handling



360° easy turn



all-over
compatibility



low noise



prismaVENT.com

The whisper-quiet high-end ventilation.